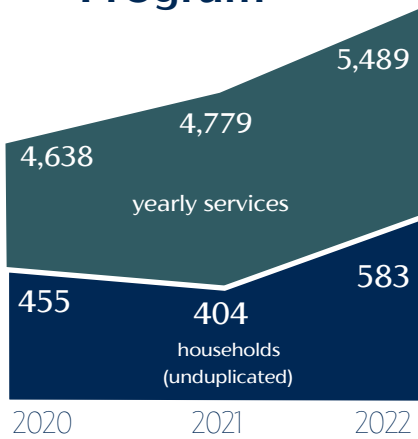


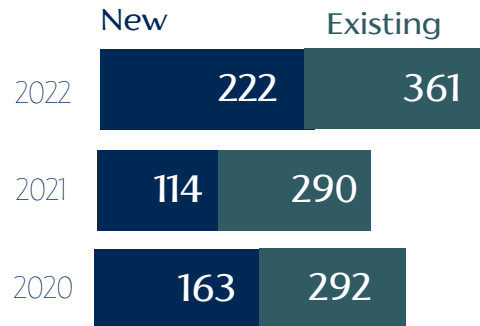


2022 Social Work Statistics

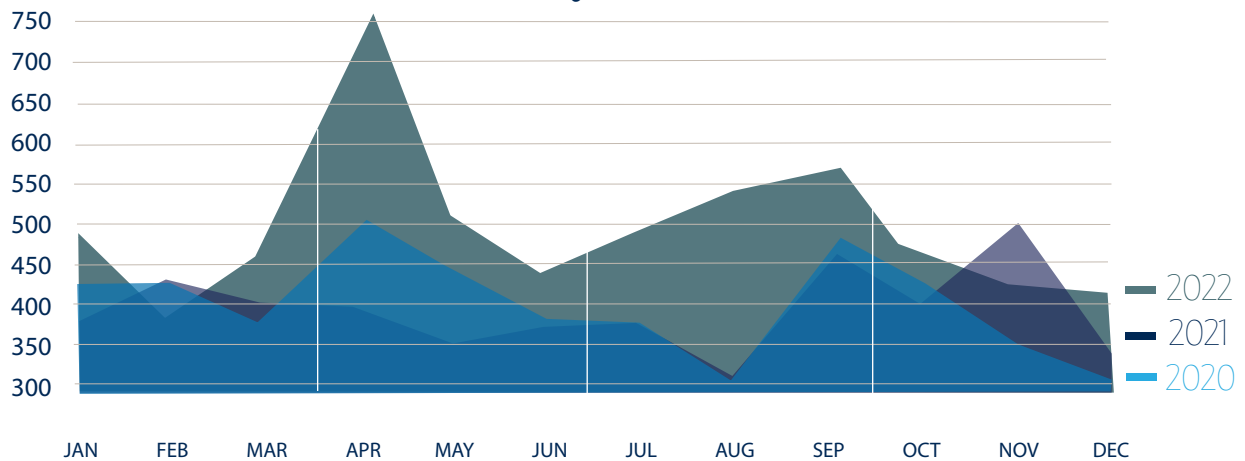
Social Work Program



Social Work Households



Social Work Monthly Services



Housing Assistance Total Individuals Served





2022 Food Bank Statistics & Demographics

Food Bank Pounds of Food

2022	Full Service	481,670
	Supplemental	134,265
	Total	615,305
2021	Full Service	318,360
	Supplemental	71,800
	Total	390,160

Food Bank Demographics

2021

Sum of Infants	Sum of Youth	Sum of Adults	Sum of Seniors	Sum of Individuals
21	264	424	308	1017

Household Size	Count of Total Households
1	264
2	97
3	63
4	24
5	33
6+	16
2021 Total	497 100%
158 of the 264 single households are seniors = 60.4%	

2022

Sum of Infants	Sum of Youth	Sum of Adults	Sum of Seniors	Sum of Individuals
44	307	560	308	1,219

Household Size	Count of Total Households
1	306
2	123
3	66
4	44
5	37
6	11
7+	7
2022 Total	594 100%
157 of the 297 single households are seniors = 52.9%	



2022 Food Bank Statistics

Food Bank Visits

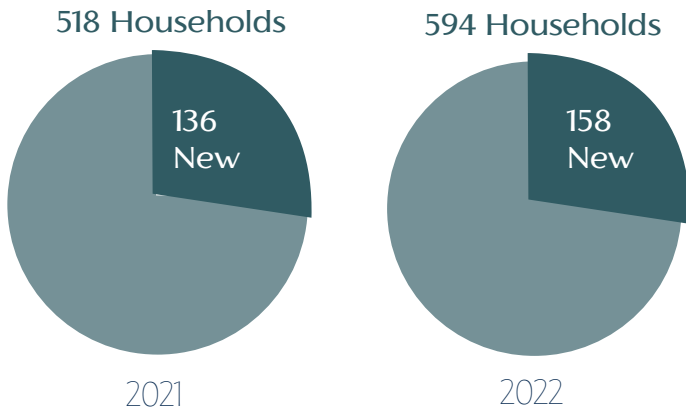
	Weekly Average	Yearly Total
2022	210	10,945
2021	134	10,281

Food Bank Service Types (duplicated)

2022	Full Service	10,945
	Gift Cards	656
	Porch Pantry* <small>*Absorbed Kitchenless</small>	1,706
	Kids' Pantry Bags	882
	Total	14,189

Food Bank Households

2021	Full Service	7,242
	Gift Cards	1,122
	Kitchenless/ Porch Pantry	856
	Kids' Pantry Bags	1,061
	Total	10,281





2022 Program Statistics

Project Backpack Services



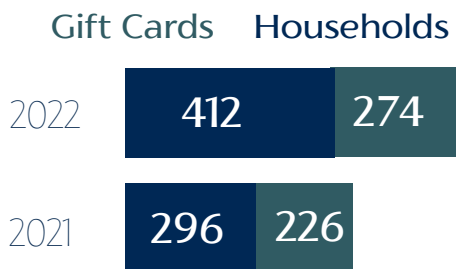
Kids Holiday Gift Cards



Senior Holiday Gift Cards



Thanksgiving Service Count



Kids Pantry Service Count



Project Happy Birthday



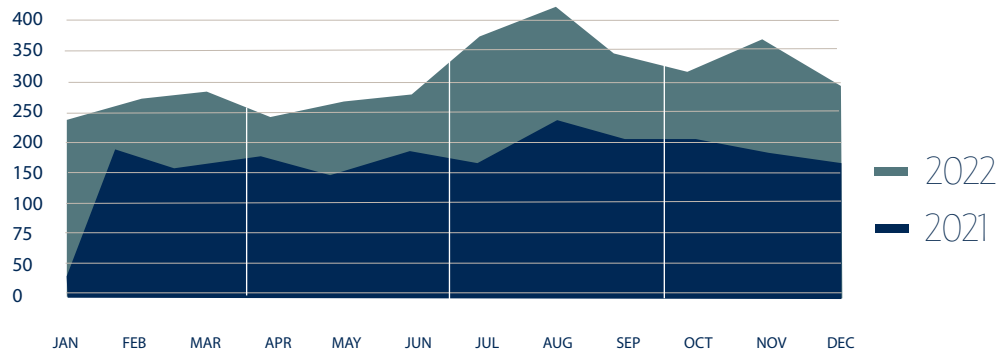
Medical Equipment Loans



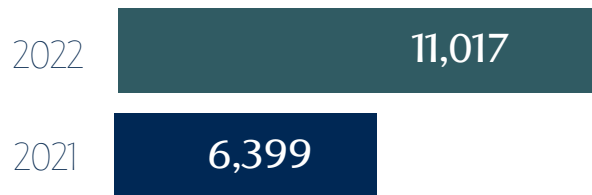


2022 Volunteer Statistics

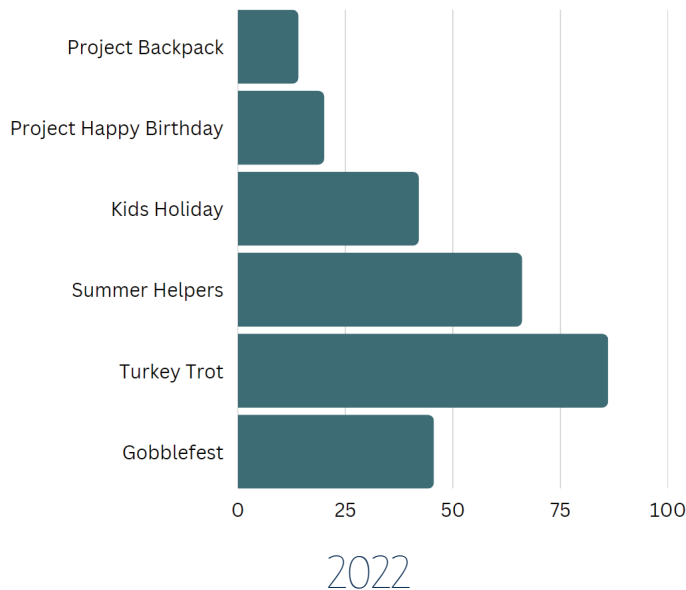
Number of Volunteer Shifts



Volunteer Hours



Volunteer Hours Per Seasonal Program



Volunteer Hours By Quarter

